

Anbauanleitung Seilwindenanbausatz *Fitting instruction winch mounting kit* **Jeep Cherokee KK**

Best.-Nr.: 16 - 6520

AL: 1194 – 00



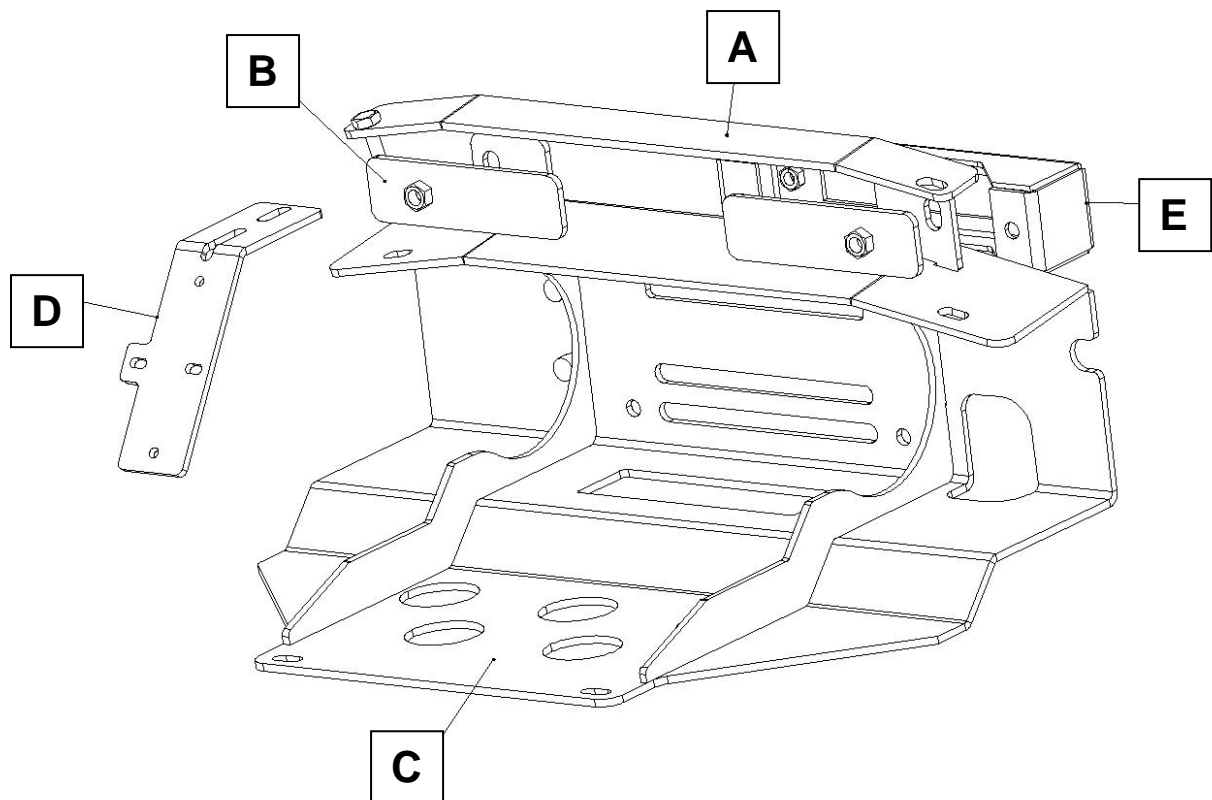
**Hier sehen sie den fertig montierten Seilwindenanbausatz.
Bevor sie mit der Montage beginnen, lesen sie bitte diese Anleitung
und das Benutzerhandbuch der Seilwinde gut durch.**

*Before you start fitting, please read and understand this instruction manual
and the owners manual of the winch.*

Stückliste / Parts list

Seilwindenanbausatz / Winch mounting kit Jeep Cherokee KK


Best.nr.: 16 - 6520






1 x Verstärkungsblech m. Gewindebolzen (A)	3 x Schraube M 12 x 40
2 x Gewindeplatte (B)	3 x U – Scheibe M 12
1 x Seilwindenaufnahme(C)	2 x U Scheibe M 12 x 35 x 3
1 x Schaltkastenhalter (D)	3 x Federring M 12
1 x Distanzstück 10-76099 (E)	1 x Mutter M 12
1 x Gussseifenster abgerundet 1 -76080	1 x Mutter M 12 selbstsichernd
1 x Anbauanleitung AL 1194	2 x Schraube M 10 x 40
1 x Gutachten	2 x Schraube M 10 x 30
	2 x U- Scheibe M 10
	2 x U-Scheibe M 10 x 30 x 3
	4 x Federring M 10
	2 x Schraube M 8 x 25
	2 x U – Scheibe M 8
	2 x U- Scheibe M 8 x 20 x 2
	2 x Federring M 8
	2 x Mutter M 8
	2 x Schraube M 6 x 20
	4 x U – Scheibe M 6 x 20
	2 x Federring M 6
	2 x Mutter M 6


















Anleitung der Winde lesen !
Read winch manual !!!




13







14






Anleitung der Winde lesen !
Read winch manual !!!

















25



26









32



33