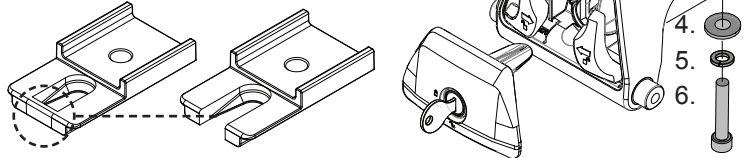




RHINO-RACK QMPLHS01 CONTROLLED

Item	QMPLHS01	Qty	Part No.
1	M6 Channel Nut	2	N002
2	Pioneer Leg Height Spacer	2	M609
3	Quick Mount Leg HD Bar Spacer	2	M709
4	m6x16x1.6 Flat Washer	2	W031
5	M6 Spring Washer	2	W004
6	M6x45 Socket HD Cap Screw	2	B038
7	Instructions	1	R663

Note: Edge of spacer can be cut away if required.



Issue: 02

Document No: R663

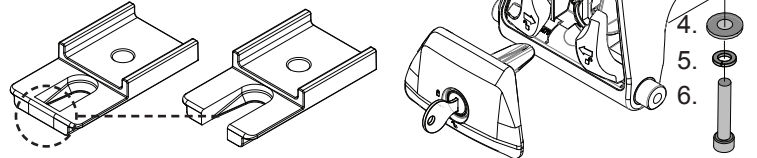
Prepared: Kayle Everett



RHINO-RACK QMPLHS01 CONTROLLED

Item	QMPLHS01	Qty	Part No.
1	M6 Channel Nut	2	N002
2	Pioneer Leg Height Spacer	2	M609
3	Quick Mount Leg HD Bar Spacer	2	M709
4	m6x16x1.6 Flat Washer	2	W031
5	M6 Spring Washer	2	W004
6	M6x45 Socket HD Cap Screw	2	B038
7	Instructions	1	R663

Note: Edge of spacer can be cut away if required.



Issue: 02

Document No: R663

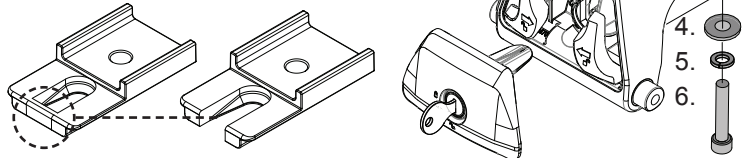
Prepared: Kayle Everett



RHINO-RACK QMPLHS01 CONTROLLED

Item	QMPLHS01	Qty	Part No.
1	M6 Channel Nut	2	N002
2	Pioneer Leg Height Spacer	2	M609
3	Quick Mount Leg HD Bar Spacer	2	M709
4	m6x16x1.6 Flat Washer	2	W031
5	M6 Spring Washer	2	W004
6	M6x45 Socket HD Cap Screw	2	B038
7	Instructions	1	R663

Note: Edge of spacer can be cut away if required.



Issue: 02

Document No: R663

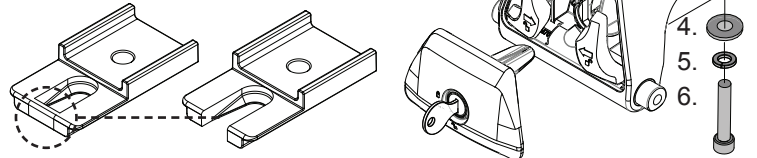
Prepared: Kayle Everett



RHINO-RACK QMPLHS01 CONTROLLED

Item	QMPLHS01	Qty	Part No.
1	M6 Channel Nut	2	N002
2	Pioneer Leg Height Spacer	2	M609
3	Quick Mount Leg HD Bar Spacer	2	M709
4	m6x16x1.6 Flat Washer	2	W031
5	M6 Spring Washer	2	W004
6	M6x45 Socket HD Cap Screw	2	B038
7	Instructions	1	R663

Note: Edge of spacer can be cut away if required.



Issue: 02

Document No: R663

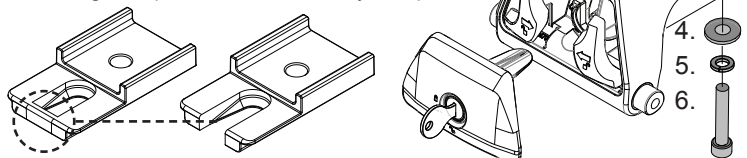
Prepared: Kayle Everett



RHINO-RACK QMPLHS01 CONTROLLED

Item	QMPLHS01	Qty	Part No.
1	M6 Channel Nut	2	N002
2	Pioneer Leg Height Spacer	2	M609
3	Quick Mount Leg HD Bar Spacer	2	M709
4	m6x16x1.6 Flat Washer	2	W031
5	M6 Spring Washer	2	W004
6	M6x45 Socket HD Cap Screw	2	B038
7	Instructions	1	R663

Note: Edge of spacer can be cut away if required.



Issue: 02

Document No: R663

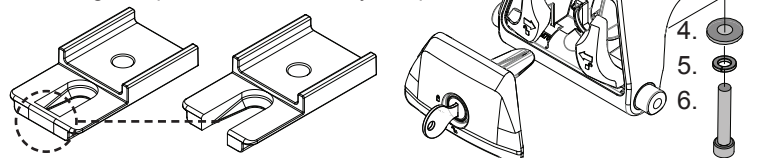
Prepared: Kayle Everett



RHINO-RACK QMPLHS01 CONTROLLED

Item	QMPLHS01	Qty	Part No.
1	M6 Channel Nut	2	N002
2	Pioneer Leg Height Spacer	2	M609
3	Quick Mount Leg HD Bar Spacer	2	M709
4	m6x16x1.6 Flat Washer	2	W031
5	M6 Spring Washer	2	W004
6	M6x45 Socket HD Cap Screw	2	B038
7	Instructions	1	R663

Note: Edge of spacer can be cut away if required.



Issue: 02

Document No: R663

Prepared: Kayle Everett