

Anbauanleitung: Unterfahrschutz vorn Fiat Panda

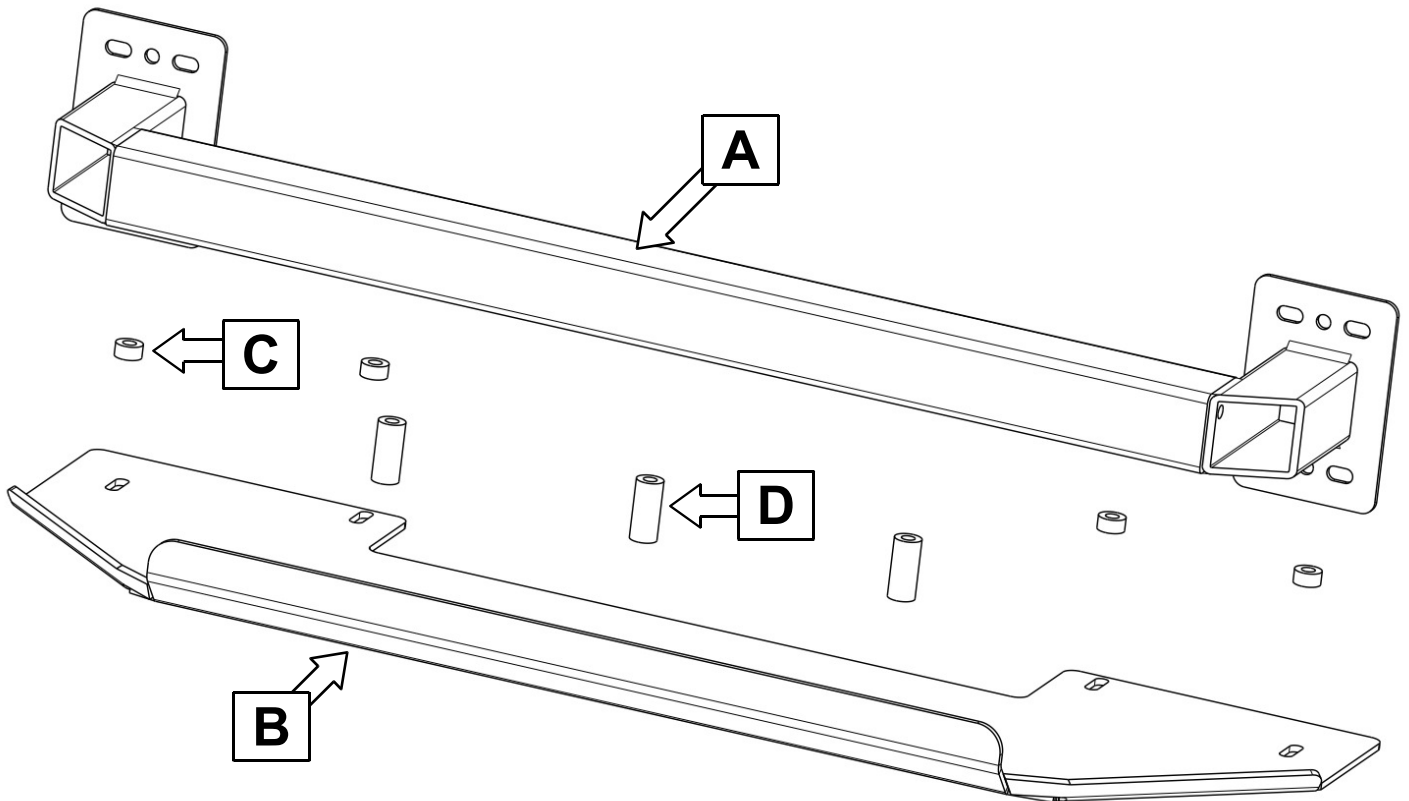
AL: 2030-02

Best.Nr.: 29-G90001

***Hier sehen sie den fertig montierten Unterfahrschutz.
Bevor sie mit der Montage beginnen, lesen sie bitte diese Anleitung gut durch.***

***Here you see the ready mounted skid plate.
Before you start fitting, please read and understand this instruction manual.***






Stückliste



1x Traverse **(A)**
 1x Schutzblech **(B)**
 4x Distanzhülse 10 mm **(C)**
 3x Distanzhülse 45 mm **(D)**
 1x Anleitung AL2030


Schraubensatz



4x Senkschraube M6 x 35
 4x Scheibe M10 x 30 x 2
 3x Senkscheibe M8 Alu
 3x Senkschraube M8 x 70



Schrauben Anzugsmomente siehe letzte Seite!
For torque information please see last page!
















**Ziehen Sie jetzt alle Schrauben
fest !**
Tighten all screws now !



Schrauben Anzugsmomente	
Schraubengröße	Güteklasse - 8.8
M6	10 Nm
M8	25 Nm
M10	50 Nm
M12	87 Nm
M14	138 Nm
M16	210 Nm